



Custom Size Building With Double Doors - 26' x 10' x 8'



Advance Concrete Products Company

(800) 824-8351 (248) 887-4173 Fax: (248) 887-2755

All Concrete Shall Have A 28 Day Compressive Strength Of 5000 PSI.

Reinforcing Steel Shall Comply With ACI 318-83 Grade 60 Rebar.

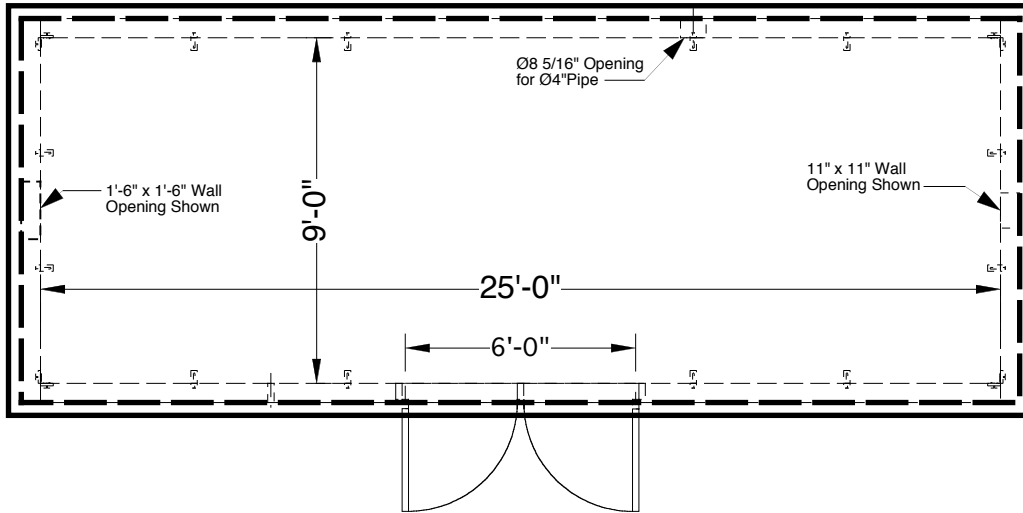
- Standard Structural Design Based On -
Roof Load Of 60 psf
Wind Load Of 27 psf Or 130 mph
Fire Resistance Rating Of 1 1/2 Hours

Caulk Provided for Vertical Wall Joints

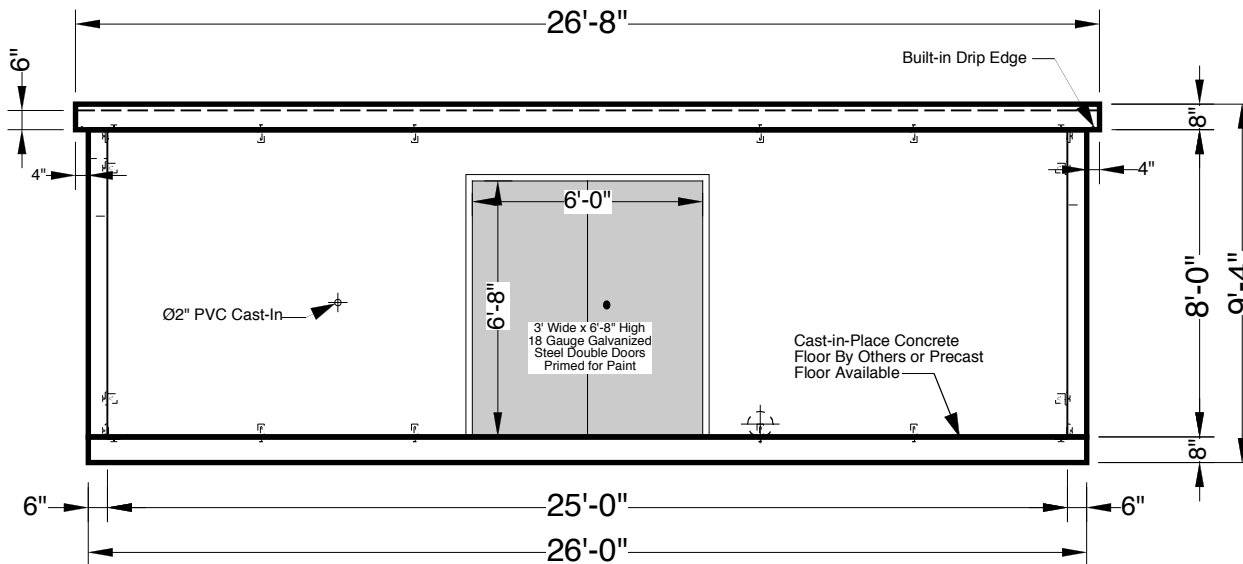
Steel Door(s) Manufactured By CECO Door Division:

- 1 3/4" Thick 18 Gauge Steel Door In
16 Gauge Frame, Primed For Paint, With
Keyed Dead-Bolt Lock.

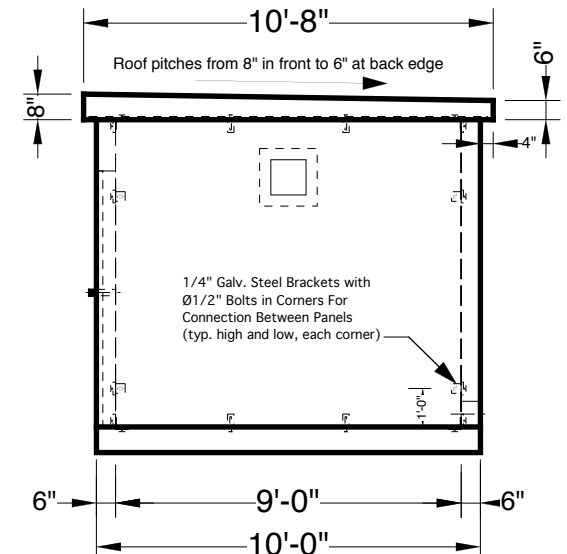
- Available Options -
Single or Double Doors
Custom Opening Locations
Custom Size Vents
Exterior Exposed Limestone Aggregate Finish
Exterior Simulated Brick Finish



PLAN VIEW



SIDE VIEW



END VIEW

To meet your jobsite requirements, we can customize size of buildings to the nearest inch.